

○ MUSIC  city COUNSELOR


THANK YOU FOR YOUR  
PURCHASE!



Hey y'all, Laura here! I so appreciate when you please take a moment to leave a review on my resources on my TpT Store. Thanks for your support! Enjoy the resource!

♥ *laura oathout*

LET'S CONNECT!



For helpful ideas, engaging resources, and freebies, please check out my website and membership!

○ ♥ **WEBSITE:** [www.musiccitycounselor.com](http://www.musiccitycounselor.com)

♥ **MEMBERSHIP:** [www.counselorcollab.com](http://www.counselorcollab.com)

# ASCA MINDSETS & BEHAVIORS:

## Category 1: Mindset Standards

- M1: Belief in development of whole self, including a healthy balance of mental, social-emotional, and physical well-being
- M3: Positive attitude toward work and learning
- M5: Belief in using abilities to their fullest to achieve high-quality results and outcomes

## Category 2: Behavior Standards

- B-LS 3: Time-management, organizational and study skills
- B-SMS 1: Responsibility for self and actions
- B-SMS 2: Self-discipline and self-control
- B-SS 5: Ethical decision-making and social responsibility



# DIRECTIONS PAGE 1:

This lesson will take approximately 45 minutes to complete.

## Materials Needed:

- Printed materials
- Scissors
- Crayons or markers
- Pencils
- Glue sticks
- One piece of construction paper per student

## Recommended Sequence:

1. Review the PowerPoint or digital for Google Slides™ presentation.
2. Review the instructional posters and display the bulletin board if you'd like.
3. Use the discussion cards with students.
4. Complete the craft, a worksheet, or a coloring page of your choice.
5. Students can decorate the mini story book and take it home to read with their families.

## Presentation:

Both a PowerPoint and digital for Google Slides™ presentation are included. This presentation teaches students all about **responsibility**. First, students "meet" Rachel, a little girl who everyone knows as "Responsible Rachel." Then, students learn the **definition of responsibility**. Next, students listen to a story about Rachel who adopts a new pet and learns all the responsibilities that come along with it. Then, students "turn and talk" with a partner and discuss 2 reflection questions about the story. Next, students learn **7 ways to be responsible**. Finally, students "turn and talk" with a partner to reflect on how they can be more responsible in their lives.

## Bulletin Board:

**9 beautiful posters** are included as well as printable letters that say **BE RESPONSIBLE**. Please cut out the letters and staple them to the top of your bulletin board. Then, display the posters in any order that you'd like. Please see the sample on the next page.



# SAMPLE BULLETIN BOARD





# DIRECTIONS PAGE 2:

## Discussion Cards:

12 discussion cards are included. You may choose to use these as a whole group or divide students into small groups. I prefer to divide students into groups of 2-4 and give each group 2-3 cards. Students can discuss their thoughts with their small group then share out with the class.

## Responsible Puppy Craft:

Please give students a printed dog, scissors, a glue stick, crayons or markers, and a piece of construction paper. Students can write on the lines how they are responsible. Then, they can color the dog. Finally, they can cut out the dog and glue him onto a piece of construction paper.

## Mini Story Book:

This is a half-page version of the "Rachel is Responsible" story from the presentation. Please print one story for each student, cut it down the middle, and staple it at the top. Students can color the story and take it home to read with their families.

## Worksheets & Coloring Pages:


Assorted worksheets and coloring pages are included. Please choose those that best fit the needs and abilities of your students, and the amount of time that you have.

Questions, comments, or suggestions? Please contact me any time at [laura@musiccitycounselor.com](mailto:laura@musiccitycounselor.com). I'm here to help! ☺

PS I SO appreciate when you please take a moment to leave a review on my resources on TpT. It earns you credits towards future purchases, helps other educators find quality resources, and helps my small business grow.



# SAMPLE CRAFT:




**I AM RESPONSIBLE WHEN...**  
I feed my dog and  
help my dad take  
out the trash.



# **MINI PRINTABLE STORY**





# RACHEL is RESPONSIBLE

© Music City Counselor


• Meet Rachel! She is a 2<sup>nd</sup> grader who loves dogs, •  
playing tennis, and making arts and crafts. Everyone  
knows her as Responsible Rachel!



© Music City Counselor



: "Rachel was so excited! The day had finally come!" :  
Rachel's parents were taking her to the Animal  
Shelter to adopt her very own pet.



© Music City Counselor

Rachel and her parents walked around the shelter looking for  
the perfect pet. They saw lots of nice cats and dogs. But as  
soon as they saw a cute pup named "Buddy," they knew he  
was the one!



© Music City Counselor

: • Rachel was thrilled to take Buddy home! Her parents • :  
reminded her that taking care of Buddy was a BIG  
responsibility. Rachel needed to feed him, walk him, give  
him water, and play with him.



© Music City Counselor


: • Rachel knew she was responsible enough to take • :  
care of Buddy! But a few minutes later, she got  
distracted playing her favorite video game...



© Music City Counselor




When Rachel finished playing, she realized that Buddy's water bowl was empty. He must be thirsty! She felt bad for forgetting to take care of him.



© Music City Counselor

Rachel filled up Buddy's water bowl right away.



© Music City Counselor

: Buddy felt happy to drink his fresh water. Rachel :  
promised she would take the best care of him  
that she could!



© Music City Counselor

: Then, Rachel took Buddy outside to play. She knew :  
that she would become more responsible each  
day. And make Buddy the happiest little pup!



© Music City Counselor



∴ Write and draw about how you can  
be more responsible. ∴

---

---

∴

∴

# **BULLETIN BOARD**



BE

RES

PON

SIBL



E

How to Be

# RESPONSIBLE

Follow the rules



Lend a hand



Own mistakes



Manage time



Do your chores



Finish homework



Care belongings





# What is **RESPONSIBILITY?**

Doing what you are supposed to do and taking care of things you are in charge of. Others know they can count on you to do your part.





# How To Be **RESPONSIBLE**

Follow the rules



# How To Be **RESPONSIBLE**


Lend a helping  
hand






# How To Be **RESPONSIBLE**

Own your  
mistakes



# How To Be **RESPONSIBLE**


Manage your time





# How To Be **RESPONSIBLE**

Do your chores





# How To Be **RESPONSIBLE**

Finish your  
homework



# How To Be **RESPONSIBLE**

Take care of  
your belongings





# **DISCUSSION CARDS**



What is responsibility?



© Music City Counselor



How did Rachel feel about adopting a dog?

© Music City Counselor

What did Rachel's parents tell her about having a dog?



© Music City Counselor



Which responsibilities come with having a pet?

© Music City Counselor

How was Rachel responsible?



© Music City Counselor



What did Rachel forget? And what did she learn from it?






How could  
you be  
more  
responsible  
at home?

© Music City Counselor



How could  
you be  
more  
responsible  
at school?

© Music City Counselor



Share  
about a  
time when  
you were  
responsible.

© Music City Counselor



What does  
responsibility  
mean to you?

© Music City Counselor

Why is responsibility  
important?



© Music City Counselor


What are two ways to  
be responsible?



© Music City Counselor

**CRAFT**





**I AM RESPONSIBLE WHEN ...**

---

---






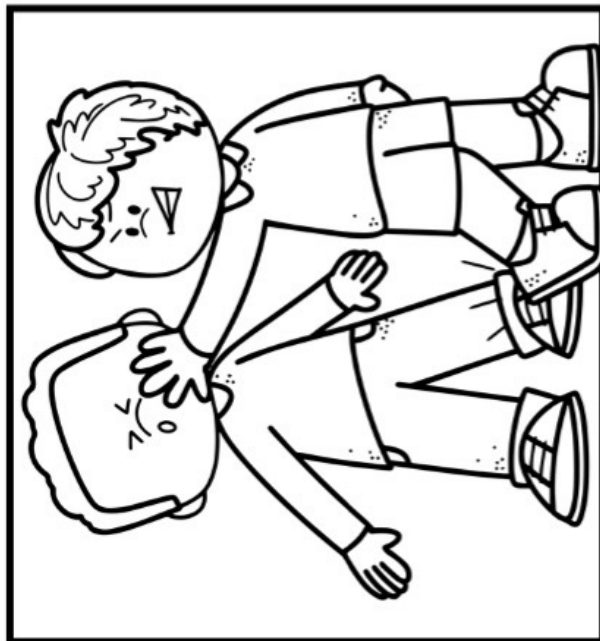
---

# WORKSHEETS



Name: \_\_\_\_\_

Color the pictures that show  
**RESPONSIBLE CHOICES.**



Name: \_\_\_\_\_


# RESPONSIBILITY

What does responsibility mean to you?

---

---

---





Name: \_\_\_\_\_

# RESPONSIBILITY

Share about a time when you were responsible.



# **COLORING PAGES**



# RESPONSIBILITY


I can follow the rules.

**QUIET, PLEASE**



# RESPONSIBILITY

I can lend a hand.





# RESPONSIBILITY

I can own my mistakes.



# RESPONSIBILITY



I can manage my time.

Aa Bb Cc Dd Ee Ff Gg Hh Ii Mm Nn Oo  
Pp Qq Rr Ss Tt Uu Vv Ww Xx Yy Zz



0 1 2 3 4 5 6 7 8 9 10  
11 12 13 14 15 16 17 18 19 20

and the  
to a  
go you  
be play






# RESPONSIBILITY

I can do my chores.



# RESPONSIBILITY


I can finish my homework.





# RESPONSIBILITY

I can take care of belongings.



# ○ TERMS OF USE:

- Make copies for the purchaser's classroom AND share copies with other educators within your school building
- Reference (without distribution) this product in blog posts, seminars, professional development workshops, or other such venues provided there is both credit given to myself as the author and a link back to my TpT store included in the post/presentation

• YOU MAY •

- Claim the work as your own, alter the files in any way, or remove/attempt to remove the copyright
- Share this product with educators outside of your school building
- Repackage, sell, or giveaway this product to others
- Offer to share this product anywhere on the internet as a download or copy

• YOU MAY NOT •



Please contact me any time at [laura@musiccitycounselor.com](mailto:laura@musiccitycounselor.com) with questions, suggestions, resource requests, or comments. I'm here to help and would love to hear from you!

♥ *laura oathout*

THIS RESOURCE WAS MADE POSSIBLE THANKS TO:

